



PLANES SHEETS APPLICATION

The choice of sheet thickness is based on the requested values of snow/wind loads and on sheet dimensions.

The indicated values in the following charts are in pressure and in depression.

LOAD RESISTANCE (daN/m²) FIXED PLANE SHEET ON 4 SIDES

Policarb 2P-6mm					
Length (m)	Width (m)				
	0.70	0.60	0.50	0.40	
1.00	50	80	105	120	
1.50	45	75	105	110	
2.00	40	70	100	110	
2.50	35	65	90	100	
3.00	35	65	90	100	

Policarb 4P-10mm					
Length (m)	Width (m)				
	1.20	1.00	0.90	0.70	0.50
1.00	60	70	85	90	145
1.50	40	65	75	80	140
2.00	30	60	70	75	135
2.50	25	60	65	70	130
3.00	25	55	60	70	115

Policarb 3P-16mm					
Length (m)	Width (m)				
	1.20	1.00	0.90	0.80	0.60
1.00	105	135	150	175	230
1.50	70	125	140	150	220
2.00	70	120	135	140	150
2.50	70	110	110	135	145
3.00	60	90	100	130	140

Policarb 5P-20mm RDC					
Length (m)	Width (m)				
	1.20	1.00	0.90	0.80	0.60
1.00	140	155	180	230	280
1.50	120	140	170	200	255
2.00	100	130	140	160	205
2.50	80	120	130	140	165
3.00	80	100	100	130	160

Policarb 6W-16mm					
Length (m)	Width (m)				
	1.20	1.00	0.90	0.80	0.60
1.00	170	190	210	240	270
1.50	130	180	200	220	250
2.00	105	125	130	150	190
2.50	75	110	125	130	155
3.00	75	90	100	110	150

Policarb 7W-25mm					
Length (m)	Width (m)				
	1.20	1.00	0.90	0.80	0.60
1.50	180	240	315	385	390
2.00	170	200	240	280	275
2.50	145	170	195	215	240
3.00	140	165	190	210	235

Policarb 7W-40mm					
Length (m)	Width (m)				
	1.20	1.00	0.90	0.80	0.60
1.50	240	255	330	400	450
2.00	180	215	265	315	355
2.50	155	190	230	265	280
3.00	150	185	215	245	255

Policarb 2P-10mm					
Length (m)	Width (m)				
	1.20	1.00	0.80	0.70	0.50
1.00	70	80	100	110	170
1.50	50	75	90	100	165
2.00	40	70	85	90	165
2.50	30	70	75	85	160
3.00	30	65	70	80	140


Policarb 2P-16mm WIDE					
Length (m)	Width (m)				
	1.20	1.00	0.90	0.80	0.60
1.00	175	205	220	240	275
1.50	130	185	205	220	265
2.00	110	130	145	155	200
2.50	75	110	110	120	160
3.00	75	95	95	110	155

Policarb 5P-16mm RDC					
Length (m)	Width (m)				
	1.20	1.00	0.90	0.80	0.60
1.00	120	140	160	200	250
1.50	100	130	150	190	230
2.00	90	120	130	140	180
2.50	70	100	100	110	145
3.00	70	85	85	100	140

Policarb 5P-25mm RDC					
Length (m)	Width (m)				
	1.20	1.00	0.90	0.80	0.60
1.00	200	220	285	350	350
1.50	180	210	275	340	350
2.00	130	170	175	180	210
2.50	100	140	145	150	165
3.00	90	130	135	140	160

Policarb 6W-20mm					
Length (m)	Width (m)				
	1.20	1.00	0.90	0.80	0.60
1.00	190	210	230	270	300
1.50	160	200	220	240	290
2.00	120	150	150	170	205
2.50	90	130	140	145	165
3.00	80	110	110	135	160

Policarb 7W-32mm					
Length (m)	Width (m)				
	1.20	1.00	0.90	0.80	0.60
1.50	220	250	325	395	430
2.00	170	210	260	305	330
2.50	145	190	225	255	270
3.00	140	180	210	235	250



COLD BENDED SHEET APPLICATION

In particular Polycarb® is used to build integral arc structures green house tunnel type since its cell structure increases the

rigidity of the sheet longitudinally bent at its ribs.




MINIMUM RADIUS OF CURVATURE

Sheet tk	4,5-2P	6-2P	10-2P	10-4P	16-3P	16-RDC	16-6W	20-RDC	20-6W	25/32/40-7W	25/32/40-11W
Radius (mm)	750	1.000	1.750	2.000	2.800	3.500	2.800	4.000	3.400	DO NOT BEND	

LOAD CAPACITY (daN/m²) FIXED SHEETS COLD BENDED ON 4 SIDES


Radius (m)	Sheet thickness (mm)														
	6			8			10			16			16RDC		
Width sheet (m)															
1.00			1.20			1.40			1.60			1.80			
1.00	1.80				1.50				1.25				1.07		
1.20	1.50				1.25				1.00				0.90		
1.40	1.20	1.90			0.96	1.70			0.83	1.30			0.72	1.10	
1.60	1.00	1.65			0.82	1.27			0.68	1.06			0.60	0.92	
1.80	0.80	1.23	1.68		0.64	1.00	1.38		0.58	0.84	1.18		0.73	1.02	
2.00	0.75	1.15	1.60		0.60	0.92	1.28		0.55	0.78	1.08		0.68	0.93	
2.20	0.67	0.98	1.35			0.82	1.12			0.70	0.95			0.82	
2.40	0.60	0.88	1.23			0.70	1.00				0.84			0.74	
2.60		0.75	1.07				0.90								
2.80			0.93	1.92			1.58				1.33			1.15	
3.00			0.88	1.78			1.45				1.21			1.06	
3.20			0.83	1.62			1.32				1.11			0.97	
3.40			0.75	1.48			1.24				1.07			0.95	
3.60				1.40	1.60		1.20	1.25			1.04	1.15		0.92	1.00
3.80				1.30	1.50		1.15	1.20			1.00	1.12		0.90	1.00
4.00				1.20	1.38		1.10	1.15				1.05			0.97
4.20				1.20	1.35			1.10				1.00			0.95
4.40				1.12	1.28			1.07				0.98			0.95
4.60					1.20			1.05				0.98			0.93
4.80					1.15			1.00				0.95			0.90
Load	80 daN/m ²			100 daN/m ²			120 daN/m ²			140 daN/m ²					

ACCESSORIES




1298 th.8mm
1164 th.10mm
1165 th.16mm
1300 th.20mm

Profiles "H" U.V. protected




1296 th.8mm
1160 th.10mm
1161 th.16mm
2184 th.20mm
2260 sp.30mm

Profiles "U" U.V. protected



2191 th.8-10mm
2192 th.16mm

Profiles "R" U.V. protected



2193 th.8-10mm
2194 th.16mm

Profiles "F" U.V. protected




4285 th.10mm
4286 th.16mm

"U" aluminium profile



4272 th.2-10mm
4279 th.16-20mm

Upper aluminium profile



4273 th.2-10mm
4280 th.16-20mm

Side aluminium profile



4077 th.4-6mm
4076 th.8-10mm
4087 th.16mm

Washer with gasket



4276 th.3-6mm
4324 th.8-20mm

Gasket for aluminium profile